

DATA: / /

● PINTE UM QUADRADO EM CADA GRUPO.



DATA: / /

● CANTE A MÚSICA QUE A SUA PROFESSORA VAI ENSINAR.

 **VAMOS CANTAR!**

UM BEIJO E UM ABRAÇO

DA LARANJA, QUERO UM GOMO;

DO LIMÃO, UM PEDAÇO.

DA MENINA QUE EU GOSTO,

QUERO UM BEIJO E UM ABRAÇO.






● PINTE APENAS UMA FRUTA DE CADA CESTA.



DATA: / /

NUMERAL 1


● CUBRA O PONTILHADO DO NUMERAL 1 NAS BRINCADEIRAS QUE TEM UMA CRIANÇA.



DATA: / /

NUMERAL 2

● LEVE O CACHORRO AO PRATINHO QUE TEM 2 OSSOS.




DATA: / /

● PINTE, DE AZUL, 2 MENINOS E, DE VERMELHO, 2 MENINAS.



DATA: / /

● CIRCULE DE 2 EM 2.



DATA:




NUMERAL 3

● COMPLETE A TABELA DESENHANDO DOCES NA QUANTIDADE SOLICITADA.

1	
2	
3	

DATA: / /

● PINTE O NUMERAL QUE REPRESENTA A QUANTIDADE DE CRIANÇAS BRINCANDO.



DATA: / /

● FAÇA UM COLORIDO NOS CHAPÉUS E NO NUMERAL 3.



VAMOS CANTAR!

O MEU CHAPÉU TEM TRÊS PONTAS

O MEU CHAPÉU
TEM TRÊS PONTAS
TEM TRÊS PONTAS
O MEU CHAPÉU.

SE NÃO TIVESSE
TRÊS PONTAS,
NÃO SERIA O MEU CHAPÉU.

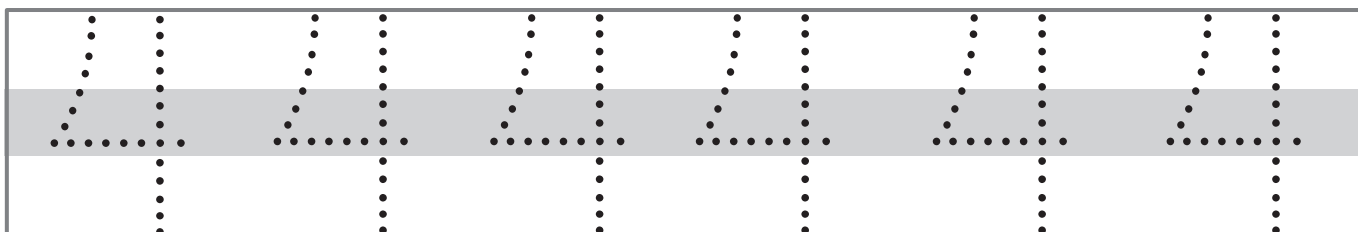
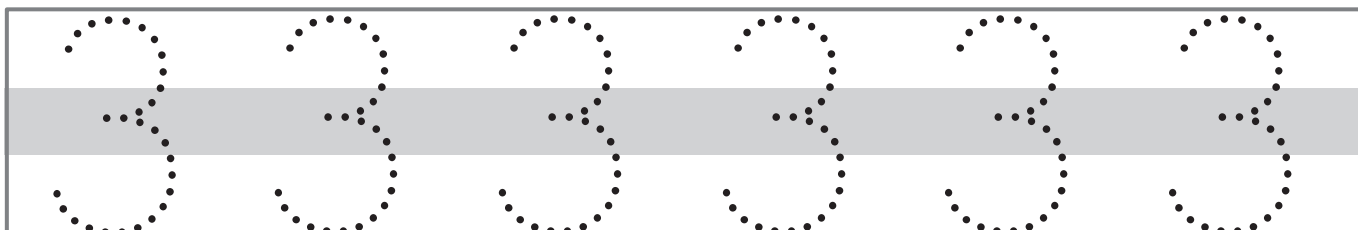

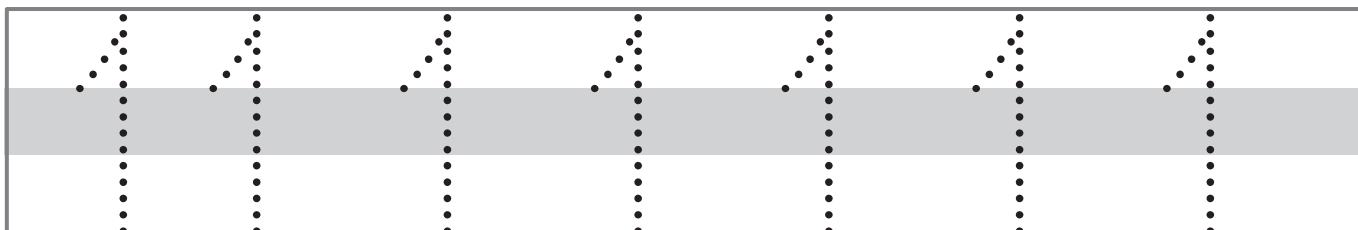
CANTIGA DE RODA



DATA: / /


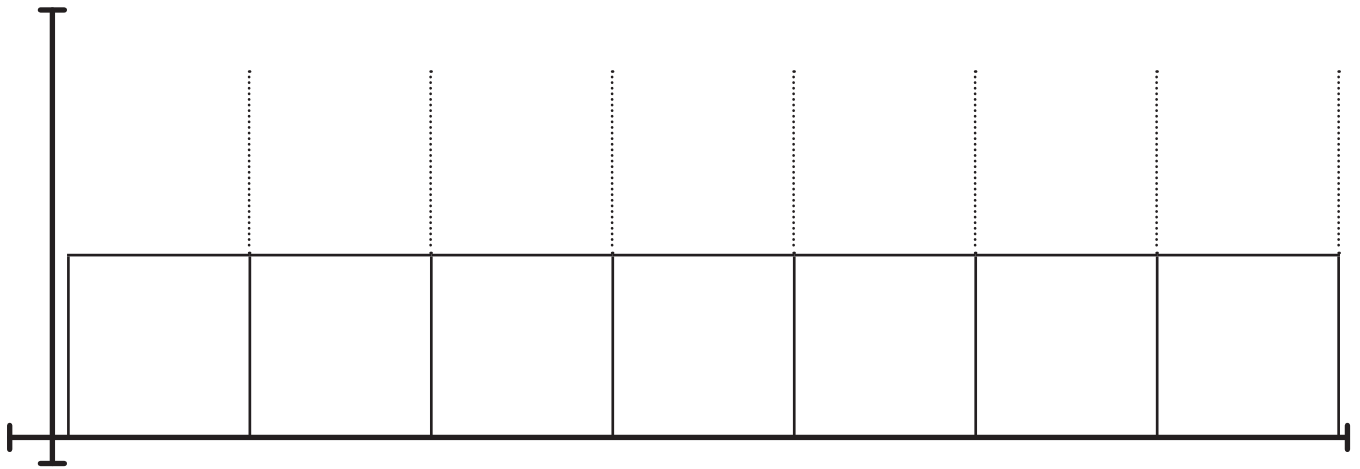
NUMERAL 4

🌀 CUBRA OS NUMERAIS.




DATA: / /

● PINTE, DE ROSA, APENAS 4 QUADRADOS.



DATA:

● **LIGUE CADA BARRINHA AO NÚMERO CORRESPONDENTE.**



4

3

1


2



DATA: / /


NUMERAL 5

● COMPLETE A CENA DESENHANDO AS 5 PIPAS DAS CRIANÇAS.



DATA: / /

● LIGUE CADA BARRINHA AO NÚMERO CORRESPONDENTE.





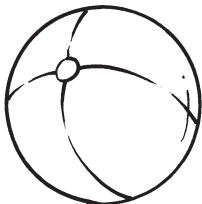

2
4
5
1
3



DATA: / /

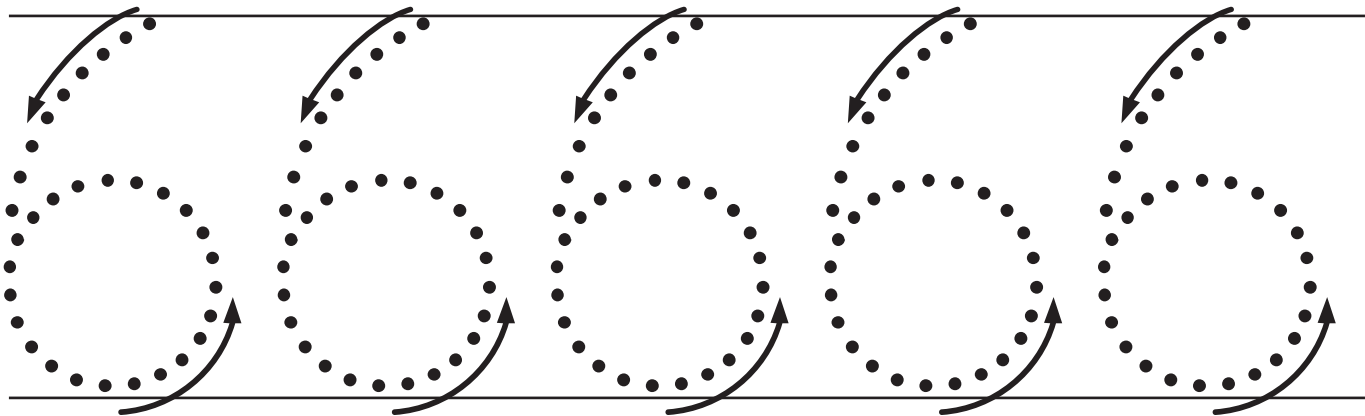
NUMERAL 6

● **INDIQUE, NA TABELA, A QUANTIDADE DE LETRAS EXISTENTES EM CADA PALAVRA ABAIXO. SIGA O MODELO.**


	3	4	5	6
 MACACO				X
 UVA				
 BOLA				
 PORCO				

DATA: / /

● CUBRA O PONTILHADO DO NUMERAL 6.




● PINTE O QUADRADINHO QUE INDICA O NÚMERO DE PATAS OU PÉS DE CADA ANIMAL.




1	2	3	4	5	6
---	---	---	---	---	---

1	2	3	4	5	6
---	---	---	---	---	---




1	2	3	4	5	6
---	---	---	---	---	---

1	2	3	4	5	6
---	---	---	---	---	---



DATA: / /



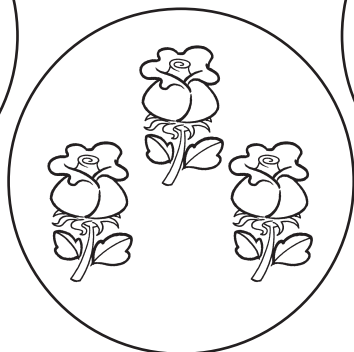

● ESCREVA OS NUMERAIS QUE ESTÃO FALTANDO.






DATA: / /

NUMERAL 7

● **LIGUE CADA GRUPO AO NUMERAL CORRESPONDENTE.**

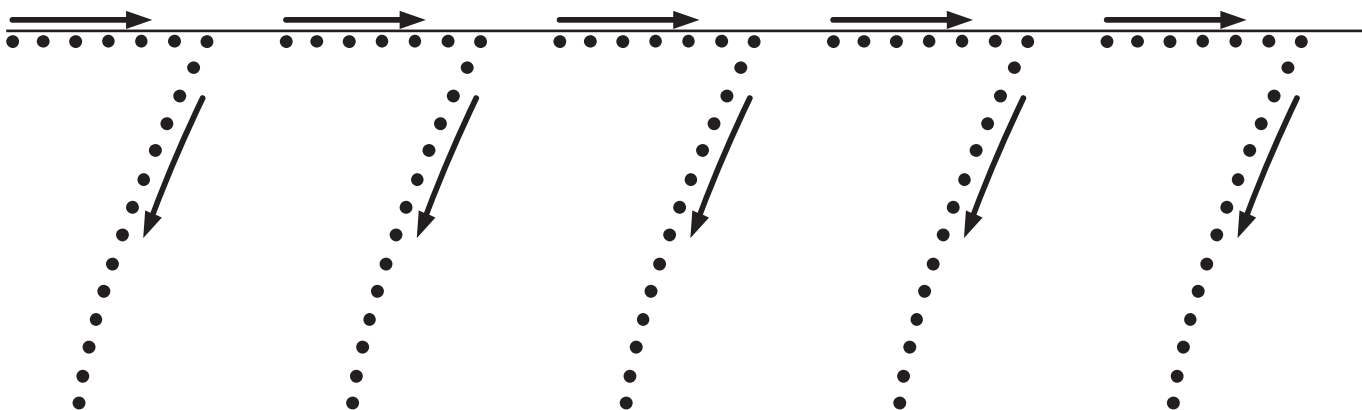


2 1 5 4 6 3 7



DATA: / /

● CUBRA O PONTILHADO DO NUMERAL 7.

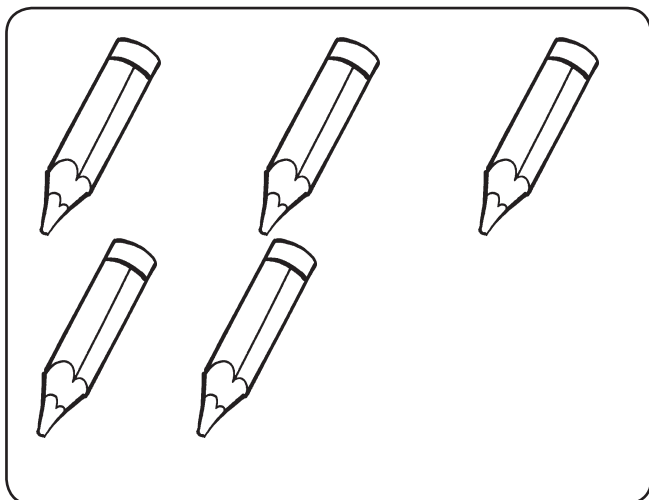
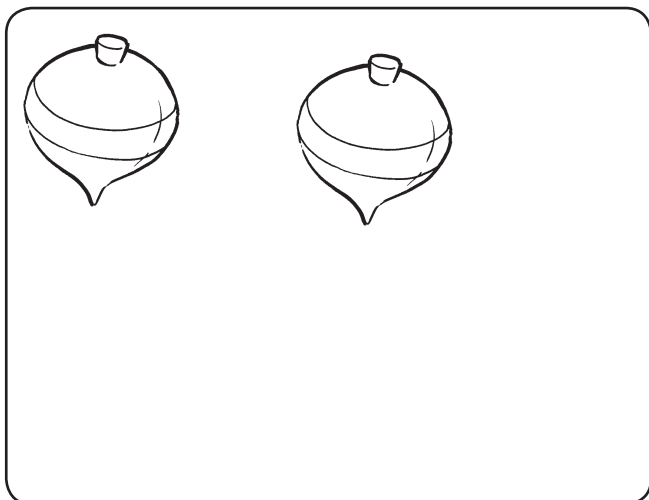
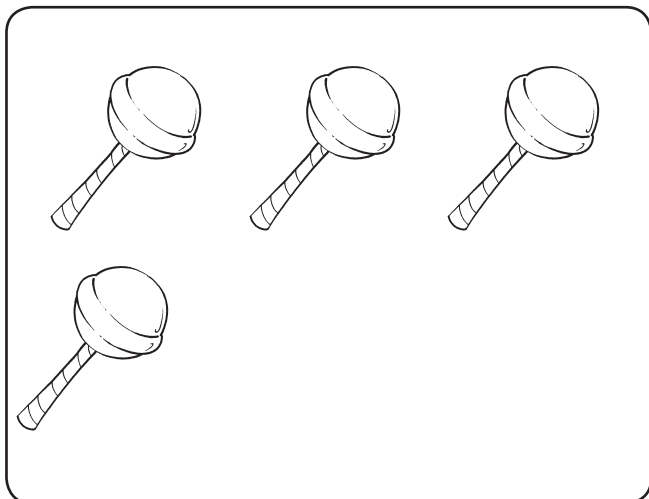





● CUBRA OS PONTILHADOS E PINTE OS ANIMAIS COM SUAS CORES PREFERIDAS.



DATA: / /


● OBSERVE OS QUADROS ABAIXO E COMPLETE AS QUANTIDADES ATÉ FORMAR 7.



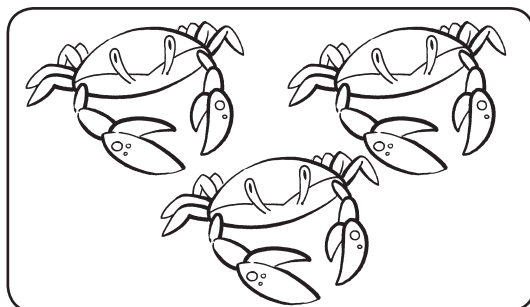
DATA: / /

NUMERAL 8

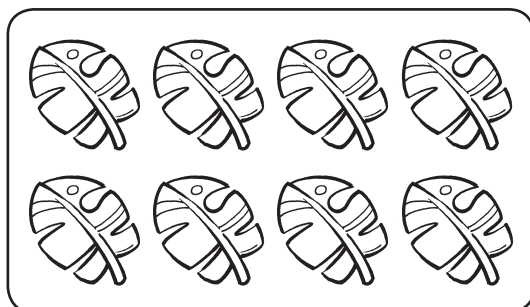
● CIRCULE O NÚMERO DE OBJETOS CONTIDOS EM CADA GRUPO E, EM SEGUIDA, PINTE A QUANTIDADE DE BOLINHAS REFERENTES AO CONJUNTO.



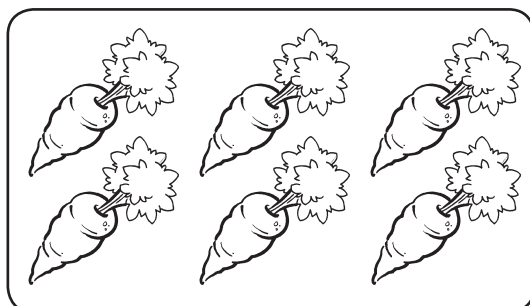
1 2 3 4 5 6 7 8 9 10



1 2 3 4 5 6 7 8 9 10



1 2 3 4 5 6 7 8 9 10



1 2 3 4 5 6 7 8 9 10

DATA: / /

● OBSERVE A CENA E FAÇA O QUE SE PEDE:

• QUANTAS CRIANÇAS ESTÃO BRINCANDO DE PEGA-PEGA?

• PINTE A CRIANÇA QUE ESTÁ ATRÁS DA ÁRVORE.



DATA: / /


● PINTE A BORBOLETA SEGUINDO A ORIENTAÇÃO DAS CORES.

VAMOS CANTAR!

BORBOLETINHA
TÁ NA COZINHA
FAZENDO CHOCOLATE
PARA A MADRINHA.
POTI, POTI,
PERNA DE PAU,
OLHO DE VIDRO
E NARIZ DE PICA-PAU,
PAU, PAU.

DOMÍNIO PÚBLICO


1	VERDE
2	VERMELHO
3	AMARELO
4	AZUL
5	LARANJA
6	ROSA
7	ROXO
8	MARROM



DATA: / /

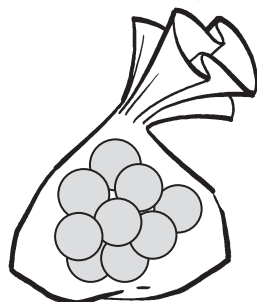

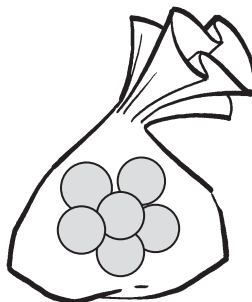
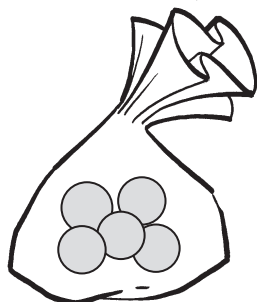
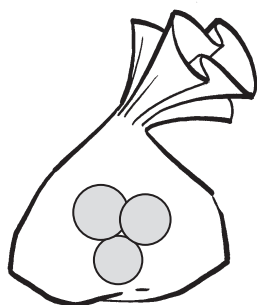
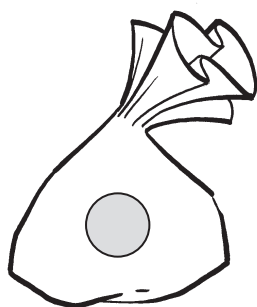
NUMERAL 9

● COLE 9 BOLINHAS DE PAPEL PARA MONTAR A CARAPAÇA DO JABUTI.



DATA: / /


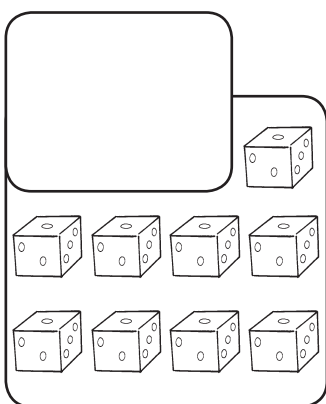




● **ESCREVA QUANTAS BOLINHAS HÁ EM CADA SAQUINHO.**





DATA: / /

● ESCREVA A QUANTIDADE DE ELEMENTOS DE CADA AGRUPAMENTO, DEPOIS, LIGUE OS QUE TÊM A MESMA QUANTIDADE. SIGA O MODELO.

4





4



DATA: / /

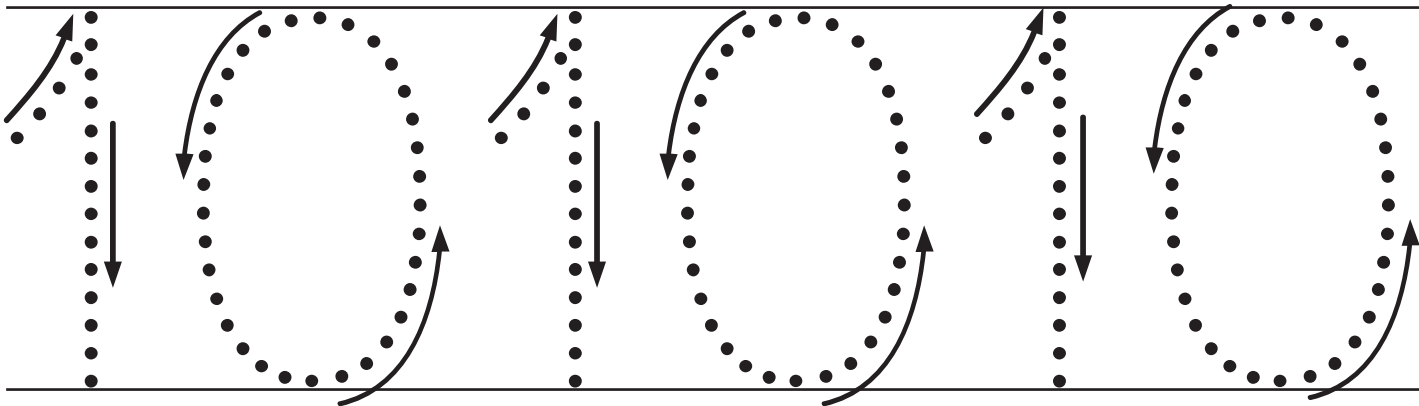
NUMERAL 10

🕒 QUANTOS DEDOS HÁ EM SUAS MÃOS?
NUMERE CADA DEDINHO E PINTE AS MÃOS DO
JEITO QUE VOCÊ MAIS GOSTA.




DATA: / /

● CUBRA O PONTILHADO DO NUMERAL 10.



● CONTINUE COBRINDO OS NÚMEROS QUE ESTÃO NOS BALÕES.



DATA: / /

REVISANDO OS NUMERAIS

● CUBRA E DEPOIS ESCREVA OS NUMERAIS DE 1 A 10.

